

# ENVIRONMENTAL PRODUCT DECLARATION

as per ISO 14025 and EN 15804




Owner of the Declaration	Aurubis Finland Oy
Programme holder	Institut Bauen und Umwelt e.V. (IBU)
Publisher	Institut Bauen und Umwelt e.V. (IBU)
Declaration number	EPD-AUR-20160214-CBA1-EN
Issue date	09/01/2017
Valid to	08/01/2023

Nordic Standard  
Aurubis Finland Oy

[www.ibu-epd.com](http://www.ibu-epd.com) / <https://epd-online.com>



## General Information

<p><b>Aurubis Finland Oy</b></p> <hr/> <p><b>Programme holder</b>          IBU - Institut Bauen und Umwelt e.V.          Panoramastr. 1          10178 Berlin          Germany</p> <hr/> <p><b>Declaration number</b>          EPD-AUR-20160214-CBA1-EN</p> <hr/> <p><b>This Declaration is based on the Product Category Rules:</b>          Building metals, 07.2014          (PCR tested and approved by the SVR)</p> <hr/> <p><b>Issue date</b>          09/01/2017</p> <hr/> <p><b>Valid to</b>          08/01/2023</p> <hr/> <p></p> <hr/> <p>Prof. Dr.-Ing. Horst J. Bossenmayer          (President of Institut Bauen und Umwelt e.V.)</p> <hr/> <p></p> <hr/> <p>Dr. Burkhard Lehmann          (Managing Director IBU)</p>	<p><b>Nordic Standard</b></p> <hr/> <p><b>Owner of the Declaration</b>          Aurubis Finland Oy          P.O. Box 60          FI-28101 Pori, Finland</p> <hr/> <p><b>Declared product / Declared unit</b>          1 kg Nordic Standard</p> <hr/> <p><b>Scope:</b>          This Core environmental product declaration refers to copperstripes and copper sheets produced by Aurubis at Pori Oy site, Finland. Depending on the surface quality, the product is available in different qualities. This EPD refers to the product Nordic Standard. The Life Cycle Assessment is based on data from Aurubis Finland Oy in FI-28101 Pori. The plant is located in Pori, Finland. The data is based on the production year 2015. The owner of the declaration shall be liable for the underlying information and evidence; the IBU shall not be liable with respect to manufacturer information, life cycle assessment data and evidences.</p> <hr/> <p><b>Verification</b></p> <p>The CEN Norm /EN 15804/ serves as the core PCR</p> <p>Independent verification of the declaration according to /ISO 14025/</p> <p><input type="checkbox"/> internally      <input checked="" type="checkbox"/> externally</p> <hr/> <p></p> <hr/> <p>Manfred Russ          (Independent verifier appointed by SVR)</p>
--	---

## Product

### Product description

Nordic Standard is mill finish copper without any additional surface treatments carried out in the factory. It has the traditional 'bright' finish that will develop and change in the environment.

The product Nordic standard consists of 100% Cu-DHP according to /EN 1172/, i.e. oxygen-free phosphorus de-oxidised copper with limited residual phosphorus.

Nordic Standard is available in sheets or coils.

- Thickness range: 0.3 – 4.0 mm
- Maximum width: 1100 mm.

This declaration is valid for the product Nordic Standard.

### Application

Nordic products are used for facades, roofs, roof drainage systems and other architectural elements of all shapes, as well as interior applications, decorations, ceilings, wall claddings.

Relevant standards are: /EN 1172/ in combination with /EN 1976/, /EN 1652/, /EN 504/, /EN 14783/.

### Technical Data

Test standards are: EN ISO 6507-1:2005; EN-ISO 6507-2:2005, EN ISO 6892-1:2009, ISO 1811-2:1988-10, ISO 4739:1985-05

### Physical and mechanical properties

Name	Value	Unit
Coefficient of thermal expansion	17	10 <sup>-6</sup> K <sup>-1</sup>
Tensile strength	220 - 300	N/mm <sup>2</sup>
Melting point	1083	°C
Electrical conductivity at 20°C (min. 46)	46 - 52	Ω <sup>-1</sup> m <sup>-1</sup>
Density	8940	kg/m <sup>3</sup>
Thermal conductivity (at 20°C)	335	% W/Cm
Specific heat	385	J/kg K
Proof strength	min. 140 / 250	N/mm <sup>2</sup>
Elongation	min. 8 / 33	%
Hardness	40 - 95	HV

### Base materials / Ancillary materials

The Nordic standard product consist of 100 % Cu-DHP according to /EN 1172/, i.e. oxygen-free phosphorus de-oxidised copper with limited residual phosphorus. The degree of purity is at least 99.90 % copper in accordance with /EN 1976/ "Copper, semi-

finished". The content of phosphorus is 0.015 – 0.040%. Mainly internal and external scrap (secondary material) is used in production ( at least 97%). Max. 3% primary material is used within the production process.

Additives:

- Biodegradable rolling oil and emulsion which is used for cooling and lubrication during the rolling process
- Benzotriazole which is used as anticorrosive agent.

#### **Reference service life**

Copper has a long service life and durability. The rates of copper elutriation under normal atmospheric weathering are between 0.7 g/m<sup>2</sup>\*a and 1.5g/m<sup>2</sup>\*a.

## LCA: Calculation rules

### Declared Unit

The declared unit is 1 kg of Nordic Standard.

### Declared unit

Name	Value	Unit
Declared unit	1	kg
Conversion factor to 1 kg	1	-

### System boundary

Type of the EPD: cradle-to-gate - with options.

According to System limits" outlined in section 5.5. of the PCR, Part A: "Calculation Rules for the Life Cycle Assessment and Requirements on the Background Report" the following life cycle stages are considered:

- Production, upstream raw materials & energy (Module A1-A3)
- Waste processing for reuse, recovery or recycling (Module C3)

- Benefits and loads beyond the product system boundary (Module D)

### Comparability

Basically, a comparison or an evaluation of EPD data is only possible if all the data sets to be compared were created according to /EN 15804/ and the building context, respectively the product-specific characteristics of performance, are taken into account. The used background database has to be mentioned.

*For life cycle modelling of the considered products, the /GaBi ts Software/, developed by thinkstep AG, has been used. All relevant background datasets are taken from the /GaBi ts Software/ database. The datasets from the GaBi database are documented in the online documentation /GaBi ts Data/.*

## LCA: Scenarios and additional technical information

### End of life (C1 - C4)

Name	Value	Unit
Collected separately	1	kg
Recycling	0.99	kg

### Reuse, recovery and/or recycling potentials (D), relevant scenario information

Name	Value	Unit
Net scrap substituting primary material	0,0198	kg
Material loss	0	%

## LCA: Results

### DESCRIPTION OF THE SYSTEM BOUNDARY (X = INCLUDED IN LCA; MND = MODULE NOT DECLARED)

PRODUCT STAGE			CONSTRUCTION PROCESS STAGE		USE STAGE							END OF LIFE STAGE				BENEFITS AND LOADS BEYOND THE SYSTEM BOUNDARIES
Raw material supply	Transport	Manufacturing	Transport from the gate to the site	Assembly	Use	Maintenance	Repair	Replacement	Refurbishment	Operational energy use	Operational water use	De-construction demolition	Transport	Waste processing	Disposal	Reuse-Recovery-Recycling-potential
A1	A2	A3	A4	A5	B1	B2	B3	B4	B5	B6	B7	C1	C2	C3	C4	D
X	X	X	MND	MND	MND	MND	MNR	MNR	MNR	MND	MND	MND	MND	X	MND	X

### RESULTS OF THE LCA - ENVIRONMENTAL IMPACT: 1 kg Nordic Standard

Parameter	Unit	A1-A3	C3	D
Global warming potential	[kg CO <sub>2</sub> -Eq.]	4.90E-1	0.00E+0	-4.16E-2
Depletion potential of the stratospheric ozone layer	[kg CFC11-Eq.]	6.16E-12	0.00E+0	-2.04E-12
Acidification potential of land and water	[kg SO <sub>2</sub> -Eq.]	1.49E-3	0.00E+0	-2.67E-4
Eutrophication potential	[kg (PO <sub>4</sub> ) <sup>3-</sup> -Eq.]	1.20E-4	0.00E+0	-2.22E-5
Formation potential of tropospheric ozone photochemical oxidants	[kg ethene-Eq.]	1.33E-4	0.00E+0	-1.42E-5
Abiotic depletion potential for non-fossil resources	[kg Sb-Eq.]	1.30E-5	0.00E+0	-8.53E-6
Abiotic depletion potential for fossil resources	[MJ]	5.69E+0	0.00E+0	-2.92E-1

### RESULTS OF THE LCA - RESOURCE USE: 1 kg Nordic Standard

Parameter	Unit	A1-A3	C3	D
Renewable primary energy as energy carrier	[MJ]	1.10E+0	IND	IND
Renewable primary energy resources as material utilization	[MJ]	0.00E+0	IND	IND
Total use of renewable primary energy resources	[MJ]	1.10E+0	0.00E+0	-7.29E-2
Non-renewable primary energy as energy carrier	[MJ]	7.25E+0	IND	IND
Non-renewable primary energy as material utilization	[MJ]	0.00E+0	IND	IND
Total use of non-renewable primary energy resources	[MJ]	7.25E+0	0.00E+0	-3.38E-1
Use of secondary material	[kg]	9.70E-1	0.00E+0	0.00E+0
Use of renewable secondary fuels	[MJ]	0.00E+0	0.00E+0	0.00E+0
Use of non-renewable secondary fuels	[MJ]	0.00E+0	0.00E+0	0.00E+0
Use of net fresh water	[m <sup>3</sup> ]	3.63E-3	0.00E+0	-6.73E-6

### RESULTS OF THE LCA – OUTPUT FLOWS AND WASTE CATEGORIES:

#### 1 kg Nordic Standard

Parameter	Unit	A1-A3	C3	D
Hazardous waste disposed	[kg]	1.70E-6	0.00E+0	2.22E-7
Non-hazardous waste disposed	[kg]	2.68E-3	0.00E+0	-3.65E-4
Radioactive waste disposed	[kg]	6.29E-4	0.00E+0	-1.65E-5
Components for re-use	[kg]	0.00E+0	0.00E+0	0.00E+0
Materials for recycling	[kg]	0.00E+0	1.98E-2	0.00E+0
Materials for energy recovery	[kg]	0.00E+0	0.00E+0	0.00E+0
Exported electrical energy	[MJ]	0.00E+0	0.00E+0	0.00E+0
Exported thermal energy	[MJ]	0.00E+0	0.00E+0	0.00E+0

## References

### Institut Bauen und Umwelt

Institut Bauen und Umwelt e.V., Berlin(pub.):  
Generation of Environmental Product Declarations (EPDs);  
[www.ibu-epd.de](http://www.ibu-epd.de)

### ISO 14025

DIN EN ISO 14025:2011-10: Environmental labels and declarations — Type III environmental declarations — Principles and procedures

### EN 15804

EN 15804:2012-04+A1 2013: Sustainability of construction works — Environmental Product Declarations — Core rules for the product category of construction products

### EN 1172

EN 1172:2011: Copper and copper alloys - Sheet and strip for building purposes

### EN 1976

EN 1976:2012: Copper and copper alloys - Cast unwrought copper products

### EN 1652

EN 1652:1997: Copper and copper alloys - Plate, sheet, strip and circles for general purposes

### EN 504

EN 504:1999: Roofing products from metal sheet - Specification for fully supported roofing products from copper sheet;

**EN 14783**

EN 14783:2013: Fully supported metal sheet and strip for roofing, external cladding and internal lining - Product specification and requirements;

**GaBi ts Data**

GaBi 7.3 dataset documentation for the software-system and databases, LBP, University of Stuttgart and thinkstep AG, Leinfelden-Echterdingen, 2016

(<http://www.gabi-software.com/international/databases/gabi-data-search/>)

**GaBi ts Software**

Software and database for life cycle Engineering, LBP, University of Stuttgart and thinkstep AG, Leinfelden-Echterdingen, 2016

**Publisher**

Institut Bauen und Umwelt e.V.  
Panoramastr. 1  
10178 Berlin  
Germany

Tel +49 (0)30 3087748- 0  
Fax +49 (0)30 3087748- 29  
Mail [info@ibu-epd.com](mailto:info@ibu-epd.com)  
Web [www.ibu-epd.com](http://www.ibu-epd.com)

**Programme holder**

Institut Bauen und Umwelt e.V.  
Panoramastr 1  
10178 Berlin  
Germany

Tel +49 (0)30 - 3087748- 0  
Fax +49 (0)30 – 3087748 - 29  
Mail [info@ibu-epd.com](mailto:info@ibu-epd.com)  
Web [www.ibu-epd.com](http://www.ibu-epd.com)



thinkstep

**Author of the Life Cycle Assessment**

thinkstep AG  
Hauptstraße 111  
70771 Leinfelden-Echterdingen  
Germany

Tel +49 711 341817-0  
Fax +49 711 341817-25  
Mail [info@thinkstep.com](mailto:info@thinkstep.com)  
Web [www.thinkstep.com](http://www.thinkstep.com)

**Owner of the Declaration**

Aurubis Finland Oy  
P.O. Box60  
28101 Pori  
Finland

Tel +358 2 6266420  
Fax +358 2 6266420  
Mail [info@aurubis.com](mailto:info@aurubis.com)  
Web [www.aurubis.com](http://www.aurubis.com)